




Contents [Ctrl + Click to go to page]

Contents

- Introduction..... 3
- How to Access MCAS Parent App 4
- Creating an Account PIN and Authentication Settings 4
- Adding Your User Account Details 4
 - MCAS Parent App Overview 5
- Toolbar 5
- My Child 6
- Multiple Students..... 6
- Options..... 7
 - Attendance..... 7
 - Behaviour 7
 - Exam Results 8
 - Exam Timetables 8
 - Homework..... 8
 - Parents Evening..... 9
 - Reports 9
 - Timetable 9
 - Academic Calendar 10
- Announcements..... 10
- Messages..... 10
- Accounts..... 10
- Profile..... 11



Introduction

MyChildatSchool Parent App is an application enabling the User to view their child or children's school data on their smartphone.

The structure of the module allows the User to use all of the key features of MyChildatSchool but from a smartphone in real time. As well as student performance data, the app also provides general useful information about the school such as the Academic Calendar and Announcements in addition to a Messaging feature for improved communication with the school.

In summary, MCAS Parent App provides:

- Access to real-time Timetable, Calendar, Attendance and Behavioural data
- An insight to parents on their child's schoolwork (homework topics etc.)
- Communication facilities to improve contact between parents and schools
- Instant access to Published Reports and Letters
- School Announcements and Parent Evening information
- Examination Timetables and Results

Note: The information in this guide is based on all the modules being available to the school. Some options such as Behaviour may not be used by the school so these will not be available on the Student Data menu.


Note: If you have any issues logging into your account, please contact the school directly and not Bromcom. Bromcom only supply the software, the school create and maintain all User login details.



How to Access MCAS Parent App

The app is available to download from the Apple or Google Play stores for use on iPhones or Android smartphones accordingly. Simply search for MyChildatSchool.com and follow the instructions for installation on your phone. Once downloaded an appropriate MyChildatSchool App will appear.


For first use tap the tile, then the home screen and complete the security sections when prompted, as described below.






MCAS Parent App Overview

When logging in to your account through the app you only require your PIN/biometric authentication to save having to login with full details each time. From the homepage you will be prompted to complete these details.



A toolbar is permanently displayed at the bottom of the page and all navigation is performed using the toolbar icons, the components of which are described below. The options available are:


Simply tap an icon to open the feature. To navigate from one feature to another simply tap on the required toolbar icon. A brief description of the functionality of each is described below.



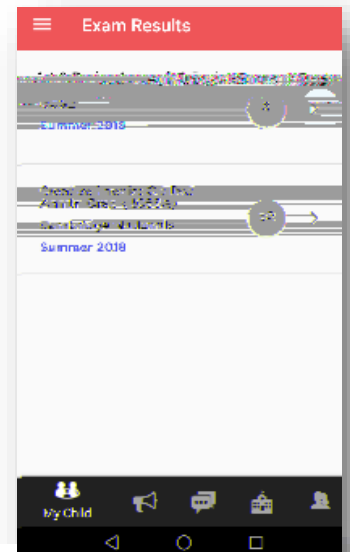


Options

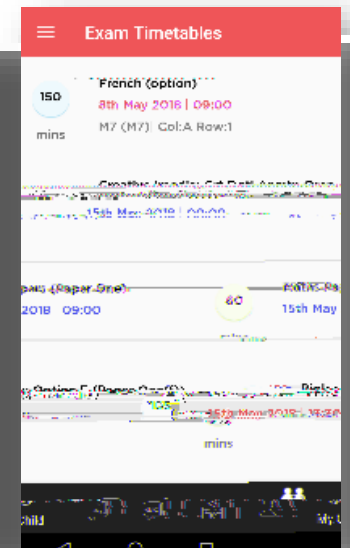
From the menu, simply scroll and tap the required page. The menu will disappear. To return to the menu, either swipe to the right or tap the menu icon in the top left hand corner of the current page.




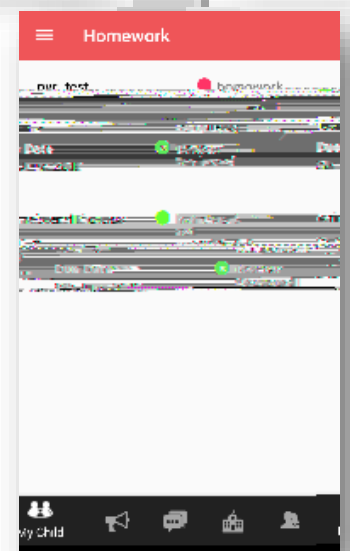
Exam Results – Results will be displayed along with brief details of the exam and the season in which they were achieved. Tap a result to reveal further details and use the back arrow to return to the main results list.



Exam Timetables – Entries will be displayed along with brief details of the examination date and start time as well as seating information, if enabled by the school. The time allowed for the exam will be displayed on the right-hand side, expressed as minutes.




Homework – Homework will be displayed in the format selected by the school. The screenshot displays the *Extended Homework* view. Tapping on the piece of homework will reveal more details.





Parents Evening Active parent evenings for the student will appear along with the date of the parent evening





Academic Calendar – Similar to the *Timetable*

